



TV ANTENNA



Instruction Manual

V1

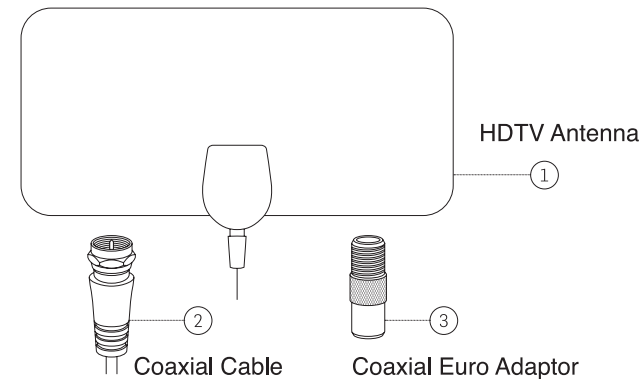
Thank you for choosing NOVAWAVE® TV Antenna!

Watch TV without paying crazy amounts for cable!

The NOVAWAVE TV Antenna is a plug-and-play antenna that pulls in crystal-clear channels without costing a dime. Enjoy hours of high-definition TV viewing thanks to this antenna's next-generation engineering.

Kindly read this user manual before setting up your new TV antenna. Make sure to keep this document for future reference.

What's Included



Caution

Choking hazard. Keep all parts and cords away from children.

Setting Up Your Antenna

1. Plug the coaxial cable into the ANT/IN connector on the back of your TV. For European countries, use the coaxial Euro adaptor.
2. Position the NOVAWAVE antenna near the TV. Place it on the wall, a window, behind a picture frame, on a shelf, or any other non-metallic surface. Once you find a suitable position for the antenna, use the double-sided sticker to mount it.



Caring for Your Antenna

1. Use the device for its intended purpose only.
2. Do not expose the antenna to direct heat (e.g. heaters, furnaces, fireplaces).
3. Do not cut or fold the antenna.
4. Do not use the antenna outdoors. Any exposure to harsh elements will result in damage.
5. To clean your antenna, unplug it, then wipe the device down with a damp cloth. Do not submerge the antenna in water.


Quick Use Guide

1. Go to your TV's setup menu. Set your tuner source to "Antenna" or "Air." Consult your TV's manual for detailed instructions.
2. Conduct a channel scan from your TV's setup menu.
3. If reception is spotty, try relocating your antenna, then scan again. Placing your antenna near a window or a high shelf may result in better reception. Scan for channels again every time you move the antenna.

Note: The number of channels and the strength of reception will depend on your geological environment.

4. To boost your antenna's strength, we recommend using the NOVAWAVE Signal Amplifier (sold separately).

Customer Service




Thank you for choosing NOVAWAVE!

Have a question about our products? You can contact our helpful customer service team by going to support.getnovawave.com or by scanning the QR code to the left. We're always happy to help!

CE The device complies with the European Directives 2014/30/EU

FCC This device complies with Part 15 of the FCC Rules. Operation is subject to the following two conditions: (1) This device may not cause harmful interference, and (2) this device must accept any interference received, including interference that may cause undesired operation.

 At the end of its service life, this product may not be disposed of in the normal household waste, but rather must be disposed of at a collection point for recycling electrical and electronic devices. The materials are recyclable according to their labelling. You make an important contribution to protecting our environment by reusing, recycling, or utilizing old devices in other ways. Please ask the municipal administration where the appropriate disposal facility is located.

